


# "Animal Rhythms"


## DIRECTIONS

Print game board and animal rhythm cards on card stock and laminate. Cut animal cards to create 8 playing cards.

Pair students giving each team a game board and one set of animal rhythm cards. Students take turns creating a 4 animal rhythm pattern and then saying/clapping it. This activity might also be done as a whole class projecting a blank Word document and then copy/pasting student selected animals to create a variety of rhythm patterns to be clapped or performed on classroom percussion instruments.





Honk, Honk



Neigh, Neigh




Cock-a-doodle-doo


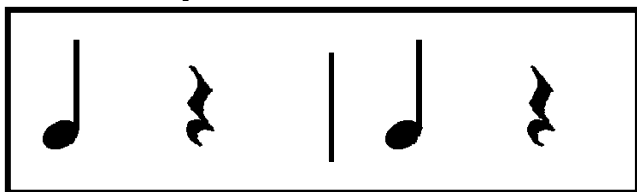


Quack, Quack







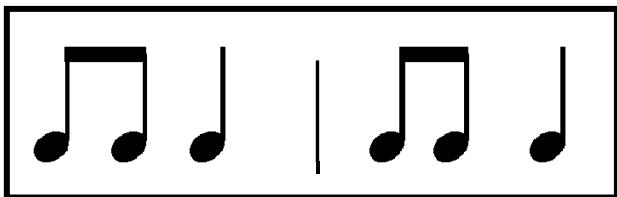
Baa, Baa



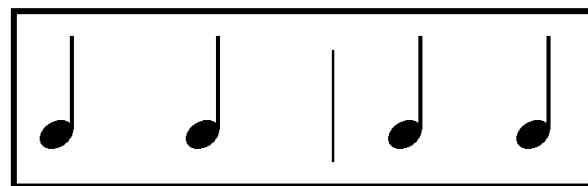
Bleat, Bleat




Squeaky squeak, Squeaky squeak




Bow wow, Bow wow


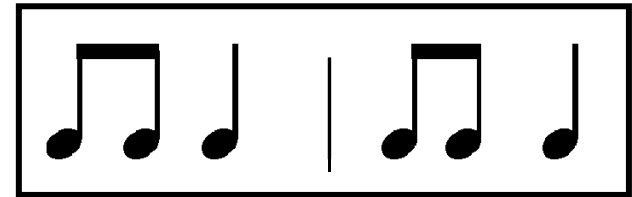





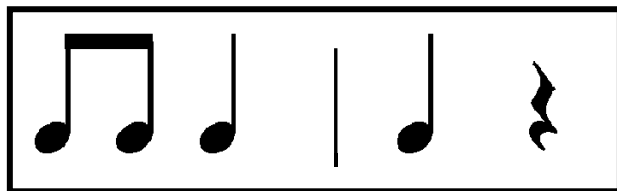
Moo, Moo



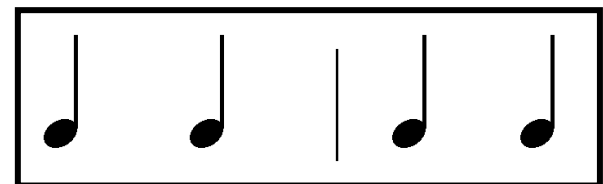
Chimmy chuck, Chimmy chuck



Fiddle - i - fee



Griffy, Griffy



# ANIMAL RHYTHMS

