

NOTE NAME GUIDE



A



B



C



D



E



F



G

NOTE NAME GUIDE



A



B



C



D



E



F



G



NOTE NAME GAME for 3-5 players

The object of the game is to collect all 7 letters of the musical alphabet.

DIRECTIONS:

Shuffle the cards and then deal each player 7 cards. Place the unused cards face down in the center with the top card turned face up next to the pile. The first player to the left of the dealer may draw a card or take the card that is face up. Play continues to the left. When any of the composer cards is played, missing cards are replaced with cards from the center pile and any cards over 7 are placed in the discard pile so that all players always have 7 cards in their hand.

When any player collects all 7 letters of the musical alphabet they lay their cards down for all to see and the game is over. Use the Note Name Guide on the other side of these directions to be sure the player is correct. If not, that player loses and play continues with the remaining players until someone collects all 7 letters.









NOTE NAME GAME for 3-5 players





The object of the game is to collect all 7 letters of the musical alphabet.

DIRECTIONS:

Shuffle the cards and then deal each player 7 cards. Place the unused cards face down in the center with the top card turned face up next to the pile. The first player to the left of the dealer may draw a card or take the card that is face up. Play continues to the left. When any of the composer cards is played, missing cards are replaced with cards from the center pile and any cards over 7 are placed in the discard pile so that all players always have 7 cards in their hand.

When any player collects all 7 letters of the musical alphabet they lay their cards down for all to see and the game is over. Use the Note Name Guide on the other side of these directions to be sure the player is correct. If not, that player loses and play continues with the remaining players until someone collects all 7 letters.











BEETHOVEN Rules!
Use this card for immunity from Haydn, Mozart and Bach.

BEETHOVEN Rules!
Use this card for immunity from Haydn, Mozart and Bach.

Stop HAYDN!
Ask any student to tell everyone which cards they have.

Stop HAYDN!
Ask any student to tell everyone which cards they have.



WILD

Substitute this card
for any letter
in the musical alphabet.

WILD


Substitute this card
for any letter
in the musical alphabet.

WILD

Substitute this card
for any letter
in the musical alphabet.

WILD

Substitute this card
for any letter
in the musical alphabet.



Give it BACH!
Take one card from
any other player.








Give it BACH!
Take one card from
any other player.




I want "MO"ZART!
Draw 3 cards from any other
player without seeing them first.




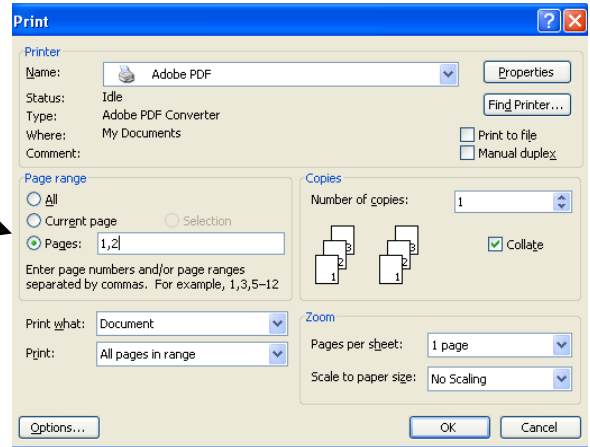
I want "MO"ZART!
Draw 3 cards from any other
player without seeing them first.





Game directions are printed with the game and the copied back to back with the note name guide. Print only one copy of the card back (the page just before this one) and then use your copy machine to print on the back of each colored card. Cardstock is best. After printing, laminate and cut into playing cards. This game could of course be done in only black and white.

In order for the graphics to be very clear, the memory size of this file is too large for most printers to handle in its entirety. To print, Choose Print from the File menu and then Pages—doing only a few at a time. →



This game was inspired by the commercial game Note Nabber but I wanted only the treble clef and to use all composers with which my students are familiar.

If you want this file in Word rather than as a pdf so that you can change it, please send me an e-mail and I'll be happy to send it to you.