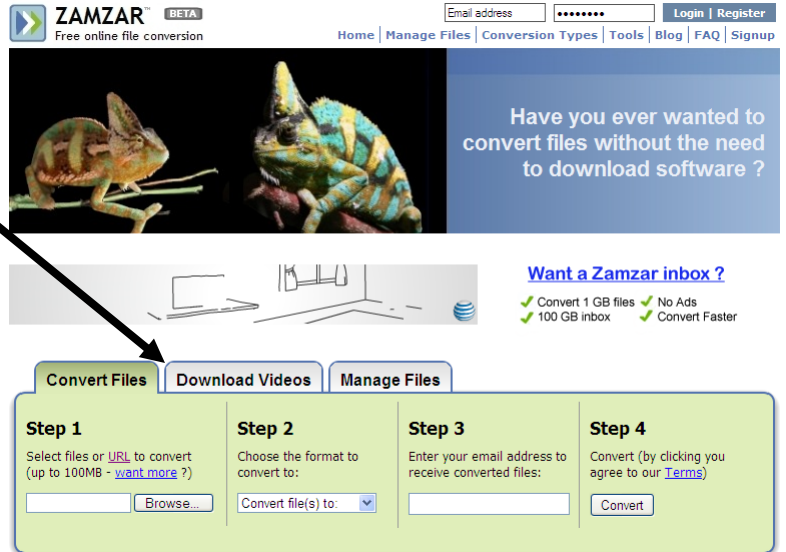
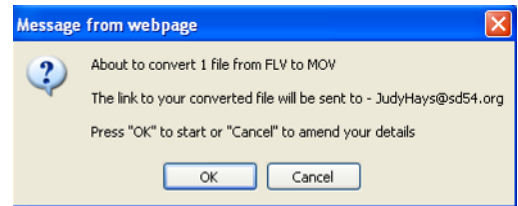


# Using Zamzar to Download Video

1. At Step 1, click on URL, then copy/paste the website address of the video you want to save.
2. At Step 2, choose the format you would like. I prefer to play my videos in Quicktime (more control) so I usually use *.mov* but *.mpg* is the one to use if inserting in a PowerPoint slideshow. *.mp4* is the format used in iTunes and *.wmv* is specific to Windows Media Player.

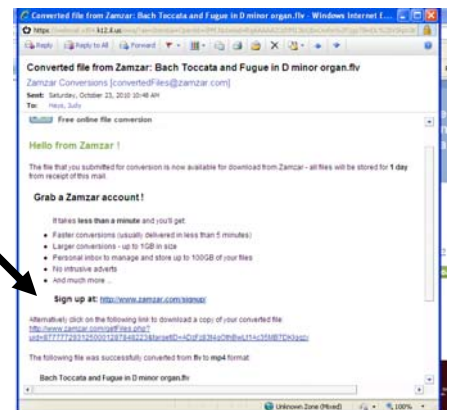


3. Type in your e-mail address and click on Convert.



4. You'll get this message. Say OK.
5. It may take a few moments for zamzar to upload your file. When finished, check your e-mail.

6. Scroll down the e-mail to the link that gets you your file.
7. Click on Download Now and then choose Save and maneuver to where you want to save your video.



## Download your converted file

Click below to download your converted file:

[Why not sign up for a Zamzar inbox to manage your files ?](#)

Forte Piano.mov (32 MB)

[Download Now](#)

8. You can also convert Word documents to a *.pdf*, *.wmv* to *.mp3* etc. by choosing Convert Files rather than Download Video.